

Presidency of the Council of Ministers

**Commission for Intercountry Adoptions**

Central Authority for the Hague Convention of 29.05.1993

# Data and perspectives in International Adoptions

**Summary Report**

**Of records from January 1st to December 2020**

in collaboration with *Istituto degli Innocenti*



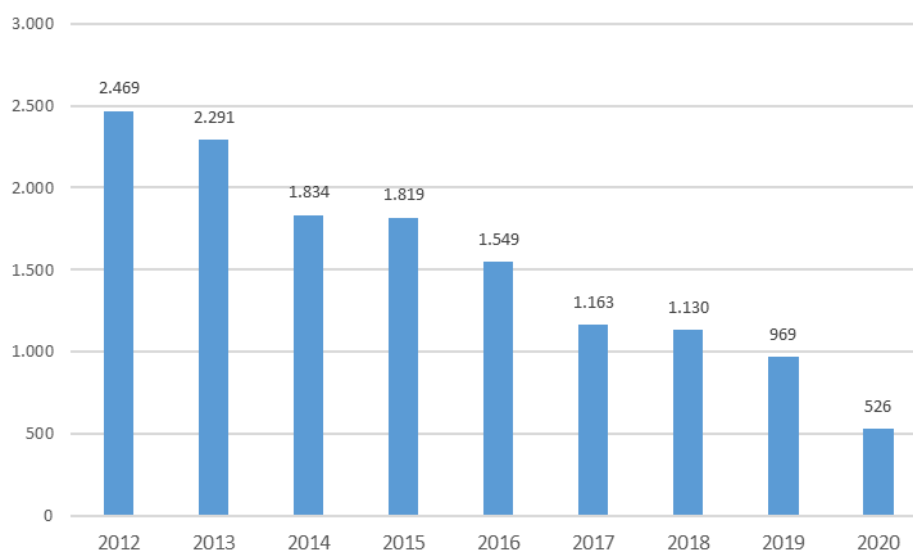
## Summary

<u>Adoptive couples: figures and main features</u> .....	3
<u>Minors authorized to enter in Italy for adoption purposes</u> .....	7

## Adoptive couples: figures and main features

The most recent editions of the yearly report on international adoptions have highlighted the progressive decrease in the number of couples who requested the entry in Italy of foreign minors. Between 2012 and 2019, in fact, a 60% drop (i.e. 1,500 couples) had already been recorded. In 2020, a new factor affected heavily on the scope of the phenomenon: the Covid-19 pandemic. In this year, 526 couples received the authorization to enter in Italy for their adopted minors, and recording a 45.7% yearly drop (corresponding to 443 couples).

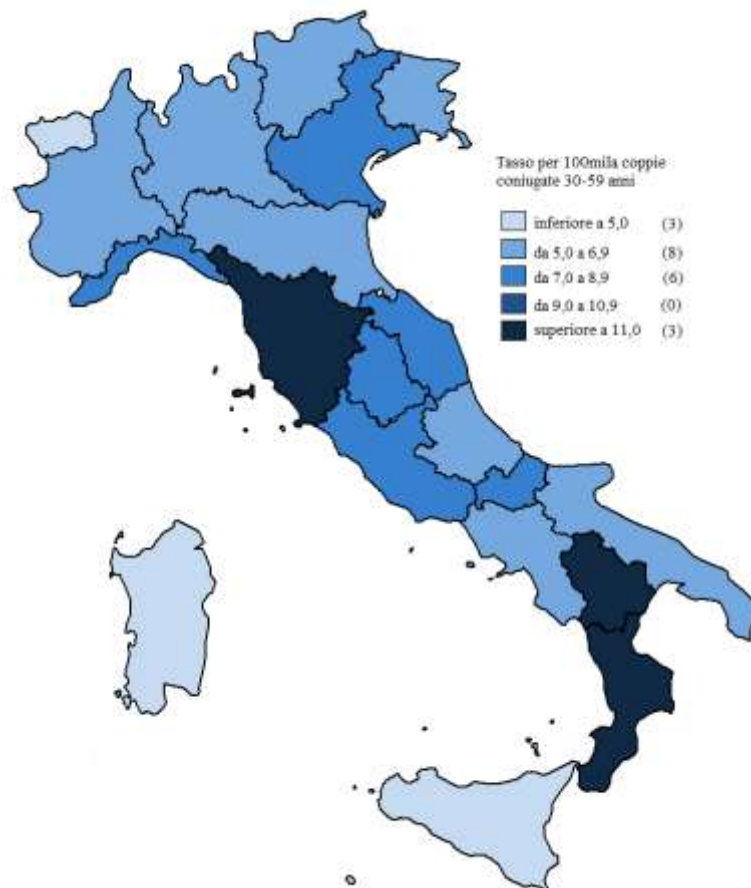
**Figure 1 – Couples who requested the authorization to enter in Italy for foreign minors for adoption purposes. Years 2012-2020**



In the scenario described above, no Region has recorded more than 100 adoptive couples. Lombardy (73) and Tuscany (63) registered the highest data. Consistently with the above-mentioned data, it has been registered a considerable decrease in the number of couples who requested the authorization of entry for foreign minors over the number of 100,000 married couples within the 30-59 years of age group. At a national level, the rate is of 6.6, highlighting a 50% drop compared to the previous year in which the rate was close to 12. The best regional performances have been in Basilicata, Tuscany and Calabria, the only regions with a relative value above 10. Above the national average value are Marche (7.7), Veneto

(7.6), Molise (7.4), Liguria (7.3), Lazio (7.2), Umbria (7) and Apulia (6.8). The remaining regions reported values below the national average, with Sicily (3.7) and Sardinia (3.1) recording the lowest.

**Figure 2 – Couples who requested the authorization to enter in Italy for foreign minors for adoption purposes according to the region of residence. Rates for 100,000 married couples within the 30-59 years of age group. Year 2020**



With regard to the characteristics of the couples, the latest 2020 data show an update of the trend in comparison with previous years.

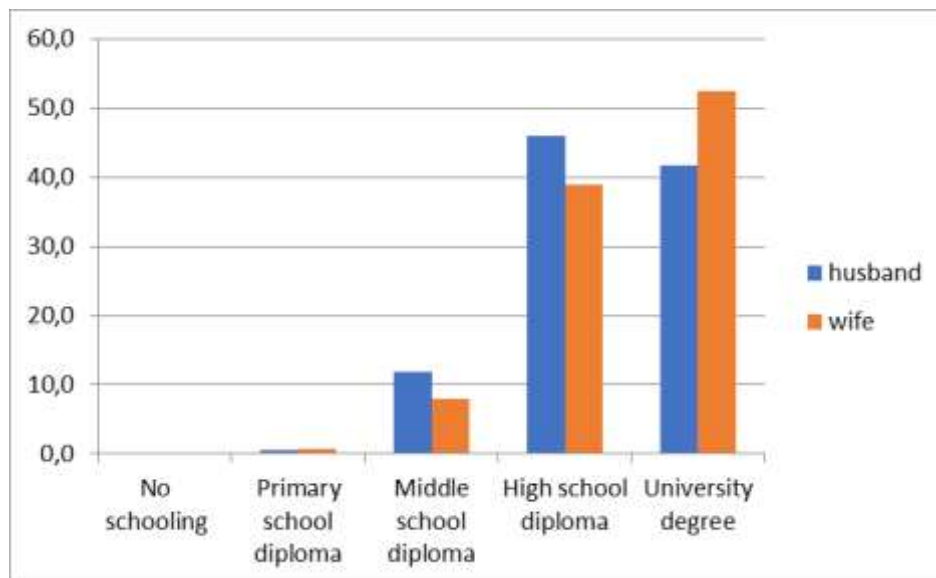
The class of age of spouses at the time of the eligibility decree (44.2 years of age for men and 42.5 for women) and at the date of the authorization to enter in Italy (47.3 for men and 45.6 for women) are similar to the ones observed in the previous year. The class of age group with a higher frequency at the date of the eligibility decree is the 40-44 years of age, with 34.2% for husbands and 41.4% for wives; with regard to the date of entry authorization, the age group is the one between 45 and 49, with 39% for husbands and 40.7% for wives.

**Figure 3 – Class of age of spouses at the date of eligibility decree and at the date of the authorization of entry (percentage values ). Year 2020**



As to schooling level, in parallel of what observed in previous years, almost all the couples have achieved a high school diploma. Husbands reported the high school diploma (46.8%), while most wives had a university degree (52.4%). No parents had a degree lower than a middle school diploma.

**Figure 4 – Couples who requested authorization of entry in Italy for foreign minors for adoption purposes according to schooling level (percentage values). Year 2020**



Consistently with surveys on schooling levels, most couples achieved a specialization. In 2020 the number of husbands employees increased (27.6%), followed by high intellectual, scientific and skilled profession (24,8%). As for the levels of education, wives have a relative advantage; in fact, intellectual, scientific and highly skilled professions include (34.7%), followed by employees (29.1%). Among husbands, there was also a high incidence of technical professions (12.9%) as well as artisans, skilled blue-collars and farmers (12.9%); among women, the above-mentioned jobs were followed by being housewife (9.3%) and being engaged in vocational professions (6.8%).

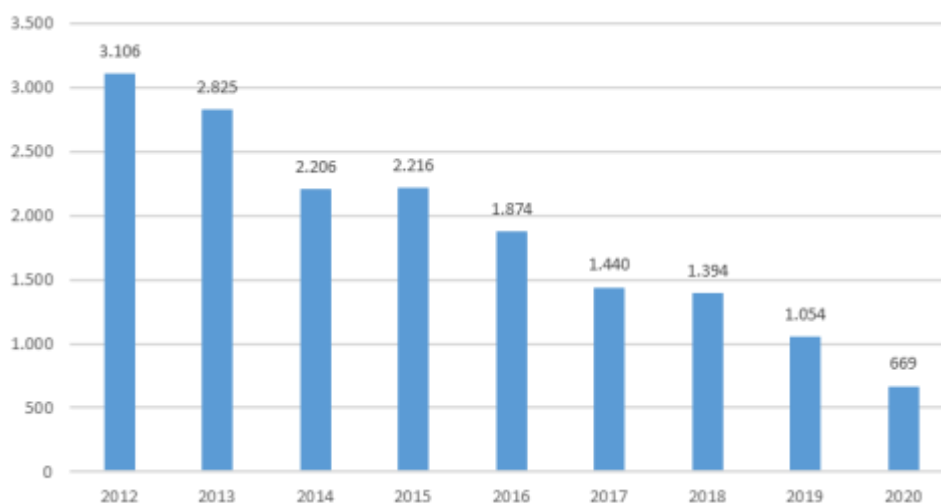
Among the households, which have requested an authorization of entry, the ones with children are undoubtedly a minority (10.3%). Moreover, 77.2% requests for authorization refer to only one toddler or child.

Lastly, the average time for the entire adoption procedure is slightly on the rise, i.e. between the adoption application and the authorization of entry, the data recorded in 2020 was of 46.1 months against 45.2 months in 2019.

## Minors granted authorization of entry in Italy for adoption purposes

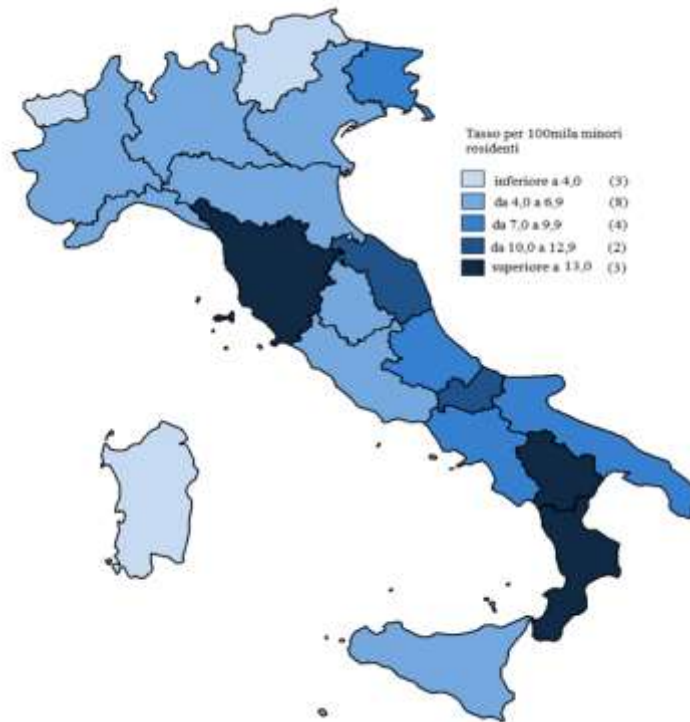
The considerable drop in the number of couples, which requested the authorization of entry in Italy for foreign minors for adoption purposes, implies an equally strong fall in the number of adoptees. Against the 526 adoptive couples, in 2020 data reported 669 foreign minors granted authorization of entry for adoption purposes, i.e. on average, 1.3 adoptees per couple. Hence, in 1 year only, the number of minors adopted dropped by 385 units with a negative percentage variation of 35.5%.

**Figure 5 – Minors granted entry authorization in Italy for adoption purposes. Years 2012-2020**



With regard to the population of residing minors, relative data on minors granted entry in Italy showed that in 2020 the national average value was of 7.1 adoptees per 100,000 residents. Regions, which performed best, were Basilicata (19.8), Calabria (16.8), Tuscany (14.4) and Molise (12.1); whilst the regions, which recorded the poorest performance, were Trentino-Alto Adige (3.6), Sardinia (3.7), Sicily and Piedmont (4.2).

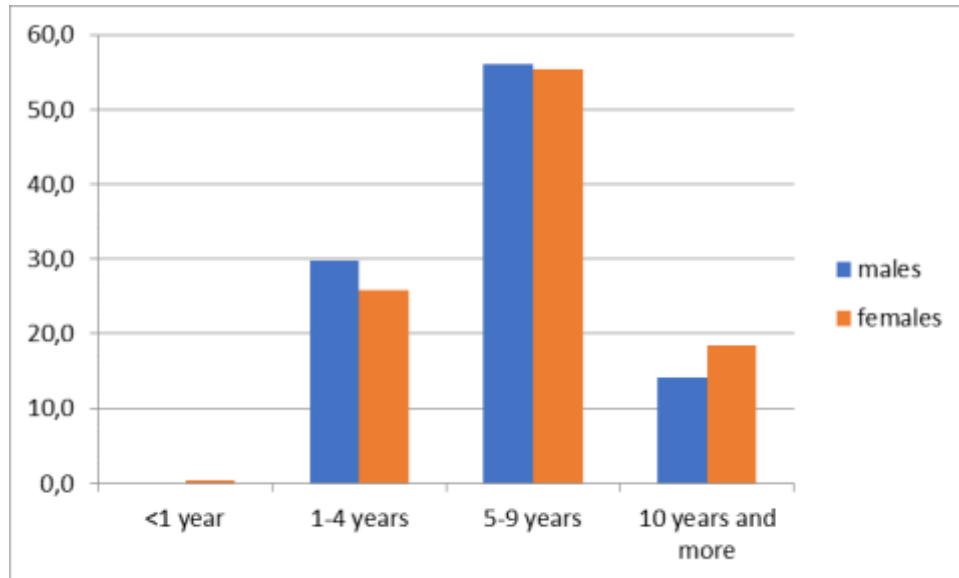
**Figure 6 – Minors granted authorization to enter in Italy according to the residence of adoptive parents.  
Rate per 100,000 within the 0-17age group. Year 2020**



Examining the age distribution, in 2020 the 5-9 it was confirmed the class of age group to be the most common one (55.8%), followed by the 1-4 years of age group accounting for 28.1% of the total. Undoubtedly less relevant was the incidence of the extreme age groups, i.e. only 0.1% for the 0-1 years of age group, and 16% for the 10 + years of age group. The percentage breakdown does not show significant differences in time. It was confirmed the prevalence of males (57.8%) in 2020, against females (42.2%) with a definitely greater difference compared to 2019 data, and more similar to 2018 observations, where males reported a 59% incidence over the total.

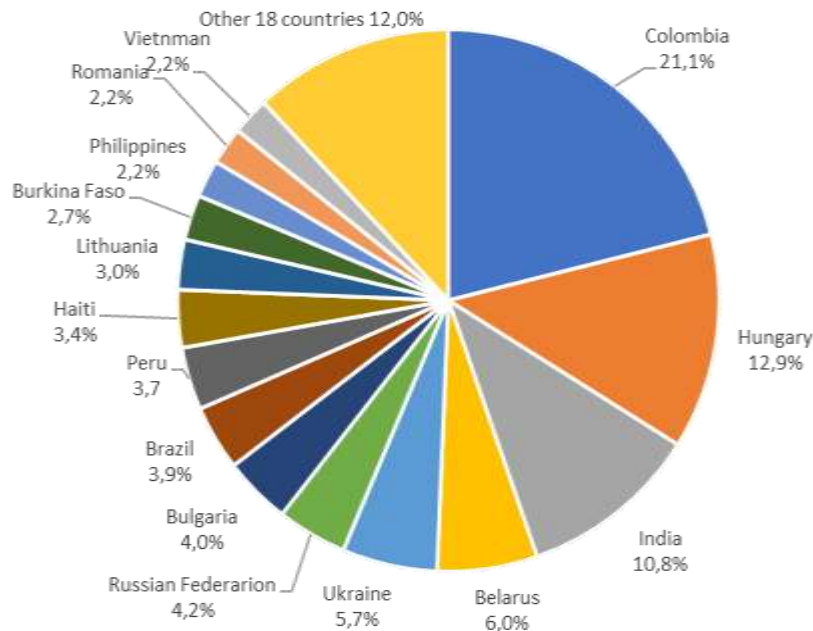


**Figure 7 – Minors granted authorization to enter in Italy according to age group and gender (percentage values). Year 2020**



In 2020, Colombia confirmed to be the first Country of origin of minors adopted in Italy, with a 21.1% incidence (141 minors). The previous year, the Russian Federation was the second highest Country of origin of minors, while in 2020 it considerably diminished its figures dropping to only 28 adoptees (4.2%). Hungary (86 adoptees) and India (72) are confirmed to be among the Countries with the highest incidence, followed further down by Belarus (40) and Ukraine (38).

**Figure 8 – Minors granted authorization to enter in Italy according to the Country of origin (percentage values). Year 2020**



The choice of adopting from one Country rather than another influences considerably the profile of children granted entry authorization for adoption purposes and, above all, it will have a considerable impact on the profile of the children granted entry and will constitute a strong pattern for the average age. In fact, in 2020, it was reported that the mean age of children adopted in Italy was of 6.8 years – in line with 2019 but higher than previous years- and is very heterogenous in terms of the different Countries of origin. The mean age range varies according to the Countries of origin from 1.7 years of age of children coming from South Korea -the only Country with children under 3 years of age- to 12 years of age of children coming from Belarus, the only Country with children over 10. Among the children with a higher mean age -over 8- the list includes adoptees from Burundi (8.6 years of age), Bulgaria (8.5), Lithuania (8.4), and Ukraine (7.7). Among the youngest are the children adopted from Vietnam (3.8) along with those adopted from Chile and China (4.1). All other Countries have a mean age ranging from 5.6 and 7.2 years of age.

Gender composition may vary significantly for some Countries. By means of example, two contrasting cases may be considered. Colombia, for instance, unlikely what occurs on average for most adoptions, had a considerably high incidence of females (57.4%), whilst adoptees

from the Russian Federation were males in 85.7% of cases. The highest incidence of females was reported in adoptees coming from Lithuania, accounting for 60%.